
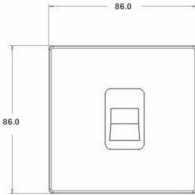



70CTCMW

Hartland CFX Gloss White 1 gang Telephone Master White

Item Image	Wiring	Dimensions																
	<table border="1"><thead><tr><th>Pin No.</th><th>BT Wiring Schedule Colour Codes:</th></tr></thead><tbody><tr><td>1</td><td>Striped Wires</td></tr><tr><td>2</td><td>GREEN / White</td></tr><tr><td>3</td><td>BLUE / White</td></tr><tr><td>4</td><td>ORANGE / White</td></tr><tr><td>5</td><td>WHITE / Orange</td></tr><tr><td>6</td><td>WHITE / Blue</td></tr><tr><td>6</td><td>WHITE / Green</td></tr></tbody></table> <p>Main Wire Colour shown in CAPITALS</p> <p>Incoming Telephone Cable On 4 wire systems, Pin 1 and 6 are not connected.</p> <p>The maximum REN that can be connected to any one exchange line is 4. Any number of sockets may be connected. All sockets are connected in parallel. ie Pin 1 to Pin 1 ; Pin 2 to Pin 2 ; etc. as shown in the diagram above.</p>	Pin No.	BT Wiring Schedule Colour Codes:	1	Striped Wires	2	GREEN / White	3	BLUE / White	4	ORANGE / White	5	WHITE / Orange	6	WHITE / Blue	6	WHITE / Green	<div><div></div><div></div><div></div></div>
Pin No.	BT Wiring Schedule Colour Codes:																	
1	Striped Wires																	
2	GREEN / White																	
3	BLUE / White																	
4	ORANGE / White																	
5	WHITE / Orange																	
6	WHITE / Blue																	
6	WHITE / Green																	
Primary Range	Hartland CFX																	
Insert Type	1 gang Telephone Master																	
Plate Finish	Hartland CFX Gloss White																	
Insert Colour	White																	
EAN13 Barcode	5017504008888																	
Commodity Code	85176990																	
Luckins TSI	398265890																	
ETIM Class	EC000018																	
Dimensions (Nominal)	Single: Height = 86.0mm Width = 86.0mm Depth = 5.0mm																	
Fixing Hole Centres	Box Fixing = 60.3mm Grid Fixing = CFX Clips																	
Minimum Wall Box Depth	25mm																	
Switched Poles	N/A																	
Current Rating	n/a																	
IP Rating	IP2XD																	
Contact Gap Minimum	N/A																	
Earth Terminal Capacity 1	5x1mm²																	
Earth Terminal Capacity 2	4 x 1.5mm2																	
Earth Terminal Capacity 3	3 x 2.5mm2																	
Earth Terminal Capacity 4	1 x 4mm2 Multi-strand																	
Earth Terminal Capacity 5	1 x 6mm2																	
Product Class 1	Must be earthed (ref BS7671 415.2.1)																	
Ambient Operating Temperature	-5° to +40°C																	
Recommended Location	Internal Use Only																	
Maximum Installation Altitude	2000m																	
Standard/Approval	BS 6312:2:2																	
Patents and Trademarks	CFX is a Registered Trade Mark No 2398667 Hartland CFX is a Registered Design under Reference Nos. R21 = 3023446 SS2 =3023445																	
All products listed conform to current British or European standard and the product information is correct at the time of going to press.	All accessories are manufactured under an accredited BS EN ISO 9001 : 2015 Quality Management System.	It is the policy of the company to improve products as part of our development programme. Therefore, we reserve the right to alter designs and dimensions without prior notice.																
Illustrations and diagrams are reproduced within the limitations of reproduction and printing process and are not binding.	Due to manufacturing processes we cannot guarantee an exact colour match and shadings of of certain finishes.	Correct as at 05 July 2022 08:49 AM E&OE																