
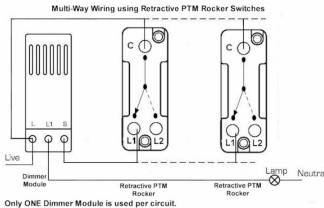
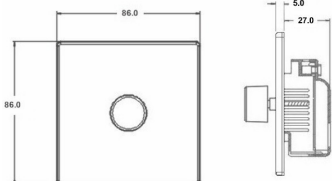


74C1XTE

Hartland CFX Satin Steel Effect 1x250W/210VA Resistive/Inductive Trailing Edge Push On/Off Rotary Multi-Way Dimmer Satin Steel

Item Image	Wiring	Dimensions
		
Primary Range	Hartland CFX	
Insert Type	1 gang 250W/210VA Resistive/Inductive Trailing Edge Push On/Off Rotary Multi-Way Dimmer	
Plate Finish	Hartland CFX Satin Steel Effect	
Insert Colour	Satin Steel	
EAN13 Barcode	5017504269838	
Commodity Code	85365015	
Luckins TSI	391560000	
ETIM Class	EC000025	
Dimensions (Nominal)	Single: Height = 86.0mm Width = 86.0mm Depth = 5.0mm	
Fixing Hole Centres	Box Fixing = 60.3mm Grid Fixing = CFX Clips	
Minimum Wall Box Depth	35mm	
Wattage	250W Resistive 210VA Inductive	
Switched Poles	Single	
Current Rating	1.1 Amp	
Voltage	220/250V AC	
Maximum Load	250W Resistive 210VA Inductive Min Load 25W/25VA	
Mains Frequency	50Hz	
IP Rating	IP2XD	
Contact Gap Minimum	None	
Terminal Capacity 1	2x1mm ²	
Terminal Capacity 2	2x1.5mm ²	
Earth Terminal Capacity 1	5x1mm ²	
Earth Terminal Capacity 2	4 x 1.5mm ²	
Earth Terminal Capacity 3	3 x 2.5mm ²	
Earth Terminal Capacity 4	1 x 4mm ² Multi-strand	
Earth Terminal Capacity 5	1 x 6mm ²	
Product Class 1	Face plate must be earthed	
Ambient Operating Temperature	-5° to +40°C	
Recommended Location	Internal Use Only	
Maximum Installation Altitude	2000m	
Standard/Approval	BS EN 60669-2-1	
Additional Notes	<p>TRAILING EDGE TECHNOLOGY DIMMERS. Are suitable for control of both resistive and inductive loads. When used for dimming low voltage electronic halogen transformers it must be noted that the dimmer controls the primary side of the transformer. Tungsten filament GU10 lamps must be branded with a fuse base. When using mains voltage halogen lamps dimmers should be de-rated by 25%. When dimming LED lamps de-rated by 75% - please contact our Technical for compatibility. When using mains voltage halogen load transformer - maximum rating is 210VA. NOTE: For multi-way switching a push to make retractive switch should be installed in the other positions. (Note: standard two way switches will not work with this product)</p>	

74C1XTE

Hartland CFX Satin Steel Effect 1x250W/210VA Resistive/Inductive Trailing Edge Push On/Off Rotary Multi-Way Dimmer Satin Steel

Patents and Trademarks	CFX is a Registered Trade Mark No 2398667 Hartland CFX is a Registered Design under Reference Nos. R21 = 3023446 SS2 =3023445	
All products listed conform to current British or European standard and the product information is correct at the time of going to press.	All accessories are manufactured under an accredited BS EN ISO 9001 : 2015 Quality Management System.	It is the policy of the company to improve products as part of our development programme. Therefore, we reserve the right to alter designs and dimensions without prior notice.
Illustrations and diagrams are reproduced within the limitations of reproduction and printing process and are not binding.	Due to manufacturing processes we cannot guarantee an exact colour match and shadings of of certain finishes.	Correct as at 05 July 2022 08:52 AM E&OE

R Hamilton & Co Ltd, Unit 10 Carrick Business Centre, 4-5 Bonville Road, Brislington, Bristol, BS4 5NZ

T: +44 (0)1747 860088

E: info@hamilton-litestat.com www.hamilton-litestat.com

Registered Office 1 Rushmills, Bedford Road, Northampton NN4 7YB

Registered in London No. 941624 VAT Registration No. 222 6607 84



CERT. No. FM11238