

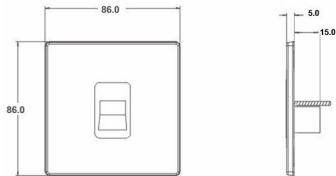


7RCTCMW

Hartland CFX Colours Pillar Box Red 1 gang Telephone Master White

Item Image	Wiring	Dimensions														
	<div><table border="1"><tr><th>Pin No.</th><th>BT Wiring Schedule Colour Codes:</th></tr><tr><td>1</td><td>GREEN / White</td></tr><tr><td>2</td><td>BLUE / White</td></tr><tr><td>3</td><td>ORANGE / White</td></tr><tr><td>4</td><td>WHITE / Orange</td></tr><tr><td>5</td><td>WHITE / Blue</td></tr><tr><td>6</td><td>WHITE / Green</td></tr></table><p>Main Wire Colour shown in CAPITALS</p><p>Incoming Telephone Cable On 4 wire systems, Pin 1 and 6 are not connected.</p><p>The maximum REN that can be connected to any one exchange line is 4. Any number of sockets may be connected. All sockets are connected in parallel. ie Pin 1 to Pin 1 ; Pin 2 to Pin 2 ; etc. as shown in the diagram above.</p></div>	Pin No.	BT Wiring Schedule Colour Codes:	1	GREEN / White	2	BLUE / White	3	ORANGE / White	4	WHITE / Orange	5	WHITE / Blue	6	WHITE / Green	<div><div> HARTLAND CFX COLOURS TCM Telephone Master Socket</div><div></div></div>
Pin No.	BT Wiring Schedule Colour Codes:															
1	GREEN / White															
2	BLUE / White															
3	ORANGE / White															
4	WHITE / Orange															
5	WHITE / Blue															
6	WHITE / Green															
Primary Range	Hartland CFX Colours															
Insert Type	1 gang Telephone Master															
Plate Finish	Hartland CFX Colours Pillar Box Red															
Insert Colour	White															
EAN13 Barcode	5017504008192															
Commodity Code	85176990															
Luckins TSI	394188829															
ETIM Class	EC000018															
Dimensions (Nominal)	Single: Height = 86.0mm Width = 86.0mm Depth = 5.0mm															
Fixing Hole Centres	Box Fixing = 60.3mm Grid Fixing = CFX Push															
Minimum Wall Box Depth	25mm															
Switched Poles	N/A															
Current Rating	n/a															
IP Rating	IP2XD															
Contact Gap Minimum	N/A															
Earth Terminal Capacity 1	5x1mm²															
Earth Terminal Capacity 2	4 x 1.5mm2															
Earth Terminal Capacity 3	3 x 2.5mm2															
Earth Terminal Capacity 4	1 x 4mm2 Multi-strand															
Earth Terminal Capacity 5	1 x 6mm2															
Product Class 1	Must be earthed (ref BS7671 415.2.1)															
Ambient Operating Temperature	-5° to +40°C															
Recommended Location	Internal Use Only															
Maximum Installation Altitude	2000m															
Standard/Approval	BS 6312:2:2															
Patents and Trademarks	CFX is a Registered Trade Mark No 2398667															
All products listed conform to current British or European standard and the product information is correct at the time of going to press.	All accessories are manufactured under an accredited BS EN ISO 9001 : 2015 Quality Management System.	It is the policy of the company to improve products as part of our development programme. Therefore, we reserve the right to alter designs and dimensions without prior notice.														
Illustrations and diagrams are reproduced within the limitations of reproduction and printing process and are not binding.	Due to manufacturing processes we cannot guarantee an exact colour match and shadings of of certain finishes.	Correct as at 05 July 2022 09:19 AM E&OE														