
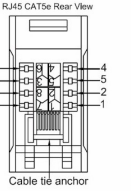
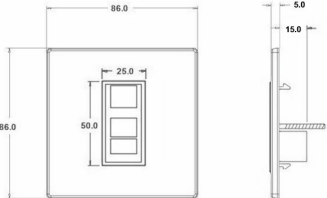


7RCJ45B

Hartland CFX Colours Pillar Box Red 1 gang RJ45 CAT 5E Outlet - Unshielded Black

| Item Image | Wiring | Dimensions | | | | | | | | | | | | | | | | | | | | | | | | | | | | | | | | | | | | | | | | | | | | | | | | | | | | | | |
|---|--|----------------|---------------------|----------------------|----------------------|---------------------|--------------|---|---------------|----------------|---|---------------|----------------|---|---------------|----------------|---|----------------|---------------|---|----------------|---------------|---|--------------|--------------|---|--------------|--------------|---|----------------|---------------|---|----------------|---------------|---|--------------|--------------|---|--------------|--------------|----|---------------|---------------|---|----------------|---------------|----|---------------|---------------|---|---------------|---------------|----|----------------------|----------------------|---|
|  |  <p>RJ45 CAT5e and CAT6 Wiring Colour Codes</p> <table border="1" data-bbox="803 583 966 667"> <thead> <tr> <th>No.</th> <th>EIA Wiring Schedule</th> <th>Colour Codes</th> <th>No.</th> <th>EIA Wiring Schedule</th> <th>Colour Codes</th> </tr> </thead> <tbody> <tr> <td>1</td> <td>WHITE / Green</td> <td>WHITE / Orange</td> <td>5</td> <td>GREEN / White</td> <td>ORANGE / White</td> </tr> <tr> <td>2</td> <td>GREEN / White</td> <td>ORANGE / White</td> <td>6</td> <td>WHITE / Orange</td> <td>WHITE / Green</td> </tr> <tr> <td>3</td> <td>WHITE / Orange</td> <td>WHITE / Green</td> <td>7</td> <td>BLUE / White</td> <td>BLUE / White</td> </tr> <tr> <td>4</td> <td>BLUE / White</td> <td>BLUE / White</td> <td>8</td> <td>ORANGE / White</td> <td>GREEN / White</td> </tr> <tr> <td>5</td> <td>ORANGE / White</td> <td>GREEN / White</td> <td>9</td> <td>WHITE / Blue</td> <td>WHITE / Blue</td> </tr> <tr> <td>6</td> <td>WHITE / Blue</td> <td>WHITE / Blue</td> <td>10</td> <td>WHITE / Brown</td> <td>WHITE / Brown</td> </tr> <tr> <td>7</td> <td>ORANGE / White</td> <td>GREEN / White</td> <td>11</td> <td>BROWN / White</td> <td>BROWN / White</td> </tr> <tr> <td>8</td> <td>WHITE / Brown</td> <td>WHITE / Brown</td> <td>12</td> <td>White / Yellow-Green</td> <td>White / Yellow-Green</td> </tr> </tbody> </table> <p>Please always check with the colour coding found on the product.</p> | No. | EIA Wiring Schedule | Colour Codes | No. | EIA Wiring Schedule | Colour Codes | 1 | WHITE / Green | WHITE / Orange | 5 | GREEN / White | ORANGE / White | 2 | GREEN / White | ORANGE / White | 6 | WHITE / Orange | WHITE / Green | 3 | WHITE / Orange | WHITE / Green | 7 | BLUE / White | BLUE / White | 4 | BLUE / White | BLUE / White | 8 | ORANGE / White | GREEN / White | 5 | ORANGE / White | GREEN / White | 9 | WHITE / Blue | WHITE / Blue | 6 | WHITE / Blue | WHITE / Blue | 10 | WHITE / Brown | WHITE / Brown | 7 | ORANGE / White | GREEN / White | 11 | BROWN / White | BROWN / White | 8 | WHITE / Brown | WHITE / Brown | 12 | White / Yellow-Green | White / Yellow-Green |  |
| No. | EIA Wiring Schedule | Colour Codes | No. | EIA Wiring Schedule | Colour Codes | | | | | | | | | | | | | | | | | | | | | | | | | | | | | | | | | | | | | | | | | | | | | | | | | | | |
| 1 | WHITE / Green | WHITE / Orange | 5 | GREEN / White | ORANGE / White | | | | | | | | | | | | | | | | | | | | | | | | | | | | | | | | | | | | | | | | | | | | | | | | | | | |
| 2 | GREEN / White | ORANGE / White | 6 | WHITE / Orange | WHITE / Green | | | | | | | | | | | | | | | | | | | | | | | | | | | | | | | | | | | | | | | | | | | | | | | | | | | |
| 3 | WHITE / Orange | WHITE / Green | 7 | BLUE / White | BLUE / White | | | | | | | | | | | | | | | | | | | | | | | | | | | | | | | | | | | | | | | | | | | | | | | | | | | |
| 4 | BLUE / White | BLUE / White | 8 | ORANGE / White | GREEN / White | | | | | | | | | | | | | | | | | | | | | | | | | | | | | | | | | | | | | | | | | | | | | | | | | | | |
| 5 | ORANGE / White | GREEN / White | 9 | WHITE / Blue | WHITE / Blue | | | | | | | | | | | | | | | | | | | | | | | | | | | | | | | | | | | | | | | | | | | | | | | | | | | |
| 6 | WHITE / Blue | WHITE / Blue | 10 | WHITE / Brown | WHITE / Brown | | | | | | | | | | | | | | | | | | | | | | | | | | | | | | | | | | | | | | | | | | | | | | | | | | | |
| 7 | ORANGE / White | GREEN / White | 11 | BROWN / White | BROWN / White | | | | | | | | | | | | | | | | | | | | | | | | | | | | | | | | | | | | | | | | | | | | | | | | | | | |
| 8 | WHITE / Brown | WHITE / Brown | 12 | White / Yellow-Green | White / Yellow-Green | | | | | | | | | | | | | | | | | | | | | | | | | | | | | | | | | | | | | | | | | | | | | | | | | | | |

| | | |
|---|---|---|
| Primary Range | Hartland CFX Colours | |
| Insert Type | 1 gang RJ45 CAT 5E Outlet - Unshielded | |
| Plate Finish | Hartland CFX Colours Pillar Box Red | |
| Insert Colour | Black | |
| EAN13 Barcode | 5017504007829 | |
| Commodity Code | 85176990 | |
| Luckins TSI | 394188638 | |
| ETIM Class | EC001264 | |
| Dimensions (Nominal) | Single: Height = 86.0mm Width = 86.0mm Depth = 5.0mm | |
| Fixing Hole Centres | Box Fixing = 60.3mm Grid Fixing = CFX Push | |
| Minimum Wall Box Depth | 35mm | |
| Switched Poles | N/A | |
| Current Rating | n/a | |
| IP Rating | IP2XD | |
| Contact Gap Minimum | N/A | |
| Earth Terminal Capacity 1 | 5x1mm ² | |
| Earth Terminal Capacity 2 | 4x1.5mm ² | |
| Earth Terminal Capacity 3 | 3x2.5mm ² | |
| Earth Terminal Capacity 4 | 1 x 4mm ² Multi-Strand | |
| Earth Terminal Capacity 5 | 1x6mm ² | |
| Product Class 1 | Must be earthed (ref BS7671 415.2.1) | |
| Ambient Operating Temperature | -5° to +40°C | |
| Recommended Location | Internal Use Only | |
| Maximum Installation Altitude | 2000m | |
| Standard/Approval | N/A | |
| EuroFix Additional Notes | Can be used in both EIA 568A and EIA 568B wiring schedules | |
| Patents and Trademarks | CFX is a Registered Trade Mark No 2398667 | |
| All products listed conform to current British or European standard and the product information is correct at the time of going to press. | All accessories are manufactured under an accredited BS EN ISO 9001 : 2015 Quality Management System. | It is the policy of the company to improve products as part of our development programme. Therefore, we reserve the right to alter designs and dimensions without prior notice. |
| Illustrations and diagrams are reproduced within the limitations of reproduction and printing process and are not binding. | Due to manufacturing processes we cannot guarantee an exact colour match and shadings of of certain finishes. | Correct as at 05 July 2022 09:19 AM E&OE |